

W.D. Trotter Anatomy Museum, University of Otago.

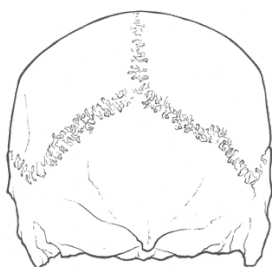
Thank you for initiating the process of transferring, or repatriating, the human remains in your care.

To start this process, we will endeavour to first determine the likely origin of the remains you have; namely whether it is representative of a 'standard' educational, prepared skeleton or skeletal components; or if it is potentially Kōiwi Tangata. In either case, if you haven't already, we encourage you to engage with your Kaiako Māori and local tangata whenua to help you manage this process appropriately for your environment.

To help us determine possible origin, please provide us with photographs of the material you have. If there are items that are separate / not articulated or obviously belonging to an articulated skeleton / or don't appear to have been prepared in any special way for education (particularly skulls), please provide photographic views from a few different sides – see examples below (if there are no teeth, don't worry about doing the inferior view of cranium or superior view of mandible). Anything we can clearly identify as being prepared as a 'standard' educational resource we will arrange for transfer from you into our care. Anything that we determine as otherwise we will let you know, and you can continue to work with your local tangata whenua for repatriation.

Photographic views for skulls:

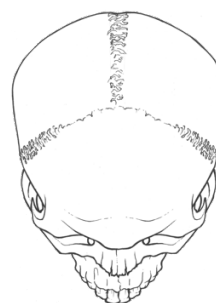
Posterior



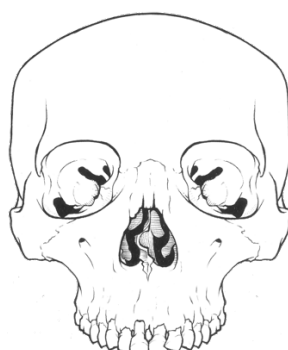
Lateral



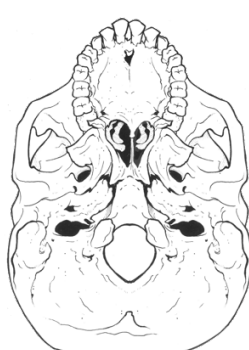
Superior



Anterior

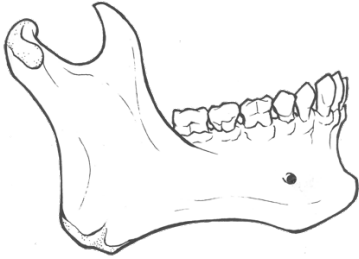


Inferior

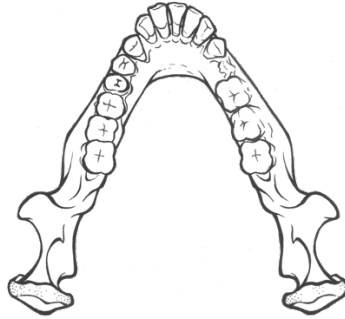


For mandibles:

Lateral



Superior



Chris Smith
Curator
W.D Trotter Anatomy Museum
University of Otago

chris.smith@otago.ac.nz